



## 4. Our Job: Stewards of Creation- Activity 13





### MAKING A HEDGEHOG HOTEL

Again, various ideas and advice about this can be found on the internet. A simple version is set out below, but further information and suggestions are available from the British Hedgehog Preservation Society Website [www.britishhedgehog.org.uk](http://www.britishhedgehog.org.uk) and also [www.bbc.co.uk/breathingplaces/hedgehog\\_home/](http://www.bbc.co.uk/breathingplaces/hedgehog_home/).

Needless to say it is very important to manage expectations with this activity/project. A hedgehog might come and take up residence in your hotel and be massively grateful for it, but this can't be guaranteed. Also if you are graced by a prickly guest, do be careful that well-meaning people don't do anything harmful, like trying to feed her bread and milk! Make sure too that whoever does the gardening isn't using anything toxic or dangerous (e.g. slug-pellets). Good advice on hosting hedgehogs is available at the links above.

**Equipment:** Suitable cardboard box, scissors, plastic sheeting (opened out carrier bag or bin bag would do), sharp scissors, tape, twigs, straw and dry-leaves.

**Activity:** Make a hedgehog hotel.

-  Find a big, thick cardboard box and cut some air holes 5cm x 15cm and an entrance about 15cm in diameter.
-  Line the inside with shredded newspaper, clean dry leaves or straw.
-  Place the box under a hedge, ideally with the entrance facing south. Cover top of the box with a small piece of plastic sheeting and tape this firmly in place.
-  Add twigs to make a dome and cover with dry grass and leaves.

**Purpose/Teaching:** God has given human beings the job of being stewards of his creation, and taking care of the animals around us is one way in which we can do this job.

