







4. Our Job: Stewards of Creation- Activity 12

MAKING A BUG HOUSE

There are many resources and ideas for bug houses available on the internet, the method set out below is one of the simpler ones. More information can be found at www.buglife.org.uk and www.rspb.org.uk.

Equipment: Fairly robust plastic container with a lid (the kind which strawberries come in often work well), straw or wood chippings, drinking straws or narrow tubes, scissors, string and tape.

Activity: Make a simple bug house for lady-birds and other creatures to shelter in during the cold winter months. Obviously it makes sense for this to be an autumn activity!

-  Check that there are holes in both the bottom and lid of the container. If not, make suitable holes with the scissors. The ones in the lid need to be suitable for the drinking straws/tubes to go through, but the ones in the base are just for drainage and air-flow.
-  Press enough straw or wood chippings into the container to create a cosy environment, and place the lid back on the container, taping it if necessary to ensure that it doesn't blow off.
-  Push the straws through the holes in the container, leaving about 3-4cm poking out (trim them with the scissors if necessary).
-  Place the bug house at the bottom of a suitable shrub in a church-yard or garden, turning it on its side so that creatures can crawl in and out. Check it ever now and again to make sure that the tubes aren't blocked, and that it hasn't been damaged by the wind and weather. It may also be a good idea to secure it in place with string.

Purpose/Teaching: God cares for all of his creatures, even the littlest, and they all have a vital role to play in the eco-system. Human beings do not exist in isolation, but as part of the universe which God has made. Lady-birds and their babies (larvae) feed on aphids which are garden pests, so giving them a helping hand is good in any garden, especially an organic one.



